



Guangzhou Drez Exhibition Co., Ltd.

Add.: No. 70 Fenshui Street, Liwan District, Guangzhou, China

Tel.: +86 18502083946 Fax: +86 20-34175963

Cathy Wang E-mail: cathy_wang@de-drez.com


Product Instructions for Drez Portable Air Conditioner

2017

1. Cool air outlets ϕ 200mm * 2pcs / set



2. Control Panel & Remote Control



3. Fast Plugs

Female plug are installed on AC

Male plug are packaged inside of each AC electricity box



4. Wheels

1 pair of wheels is **Omni-directional wheel**, used for adjust AC direction in moving. With breaker
Another pair is **fixed-directional wheel**, used for prevent AC rolling and fix it to one place.



5. Water Outlet & Water Tube



Water outlet is used for condensed water coming out of the air conditioner unit.

Please make sure water outlet is connected with right size water tube, to ensure condensed water coming out smoothly.

Once blocked, condensed water will come out from above or other parts of AC unit, and causing some damage.

6. Cable Wires connecting and AC operation steps.

Cable Dimension (under electricity condition of 3 Phases, 220 -480V, 50/60Hz)		
Cooling Capacity	Electricity Current (Max)	Diameter (ϕ) of cable wires needed
50hp	113 A	Φ 50 square millimetre (mm)
36hp	65 A	ϕ 35 square millimetre (mm)
30hp	58 A	Φ 25 square millimetre (mm)
25hp	25 A	Φ 16 square millimetre (mm)
15hp	18 A	Φ 16 square millimetre (mm)
12.5hp	15 A	Φ 16 square millimetre (mm)
10hp	13 A	Φ 10 square millimetre (mm)
7.5hp	12 A	Φ 10 square millimetre (mm)

Notes on cable wire connection with plugs:

Pay attention to RIGHT order of cable wires connecting with fast plug. If cable wires are wrongly connected, the power will not be input from power supply.

In this case, try to check and adjust the **wires connection order**, and check whether the wires are correctly connected with the plugs.

#1 Yellow, #2 Green and #3 Red are 3 fire wires

#4 Black is neutral line

#5 Yellow (double wires) are ground line



Push Male plug into Female plug. Push in till the end. Screw the locker to tighten the plugs.




New plug:



When cable wires are successfully connected with fast plugs,
Turn on two Switches:

1. General Switch
2. Electricity Board Switch

Then push on Start Button on **Control Panel** or **Remote Control**.



Drez Air conditioner Power Supply Instructions

Drez packaged air-cooled air conditioners (from 7.5hp to 50hp) all use 3-phase alternating electricity, voltage range from 220V to 440V, frequency 50Hz or 60Hz.

Each air conditioner must use the power input same with its fixed power system, such as 380V, 50Hz system air conditioner can only use electricity between 380V to 440V, 50Hz or 60Hz (need to adjust the electricity settings in advance) power input, while 220V, 60Hz system air conditioning units can only use between 220V to 230V, 60Hz power input.

It is recommended to use the generator to ensure various electricity needs (volts and frequency) of different air conditioner systems.

7. Packaging & Loading details

PE Film and Anti-Collision Foam, Wooden Case



Part 2 Installation

Installation of Air Ducts

1. Exhaust (Hot) Air Ducts

Recommend to use double layer PVC ducts for exhaust air, diameter ϕ 500 mm, 3-5 meters long.

Double layer PVC material, with insulation cotton inside, durable in use, prevent heat going out, **velcro straps**, **drawstring** and **hooks** enable users to connect or fasten them easily.

Colour: White, Yellow, Orange, Black etc



2. Stainless Duct Clamp

Used for fasten ducts with AC unit hoses.

Diameter from 180mm to 650mm, suit for different sizes ducts.

Use screw-driver to fasten up.



3. Duct Connection with Tent Sidewalls / Walls



Part 3 Maintenance & Cleaning

1. Notes in use:

For ensuring the lifespan of whole air conditioner unit, please pay attention to protecting of Compressor, Condenser, Copper Pipes and Electricity box from damage or breaking.

Please do not turn on/off AC unit more than 4 times within 1 hour.


Please do not add too much refrigerant (gas), otherwise will cause over-high pressure to compressor.

Please do not fill in different refrigerant (gas) or mix, otherwise will cause damage to whole cooling systems and all spare parts.

Drez packaged air-cooled air conditioners are all waterproof, and can be put outside when using. But please do not let water flood in electricity box which will cause power parts damaged.

2. Cleaning:

Please take out air filter and wash off dusts every 6 month or 1 year. If air conditioner working environment is heavy in dusts or powder, please shorten air filter cleaning time.



-----Thank you & Best wishes -----